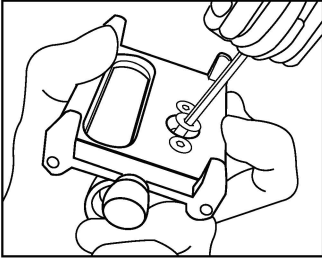


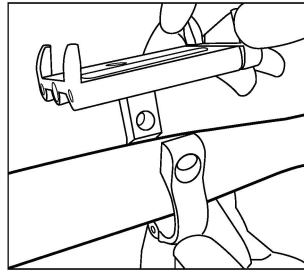
PHONE HOLDER

Designed to fit most phones with or without phone cases.

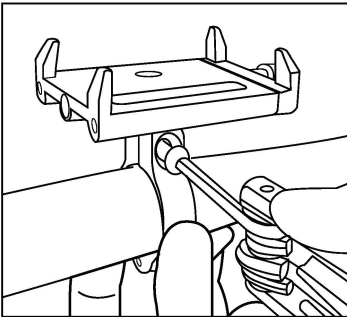
NOTE: The phone mount may not be exactly as shown in the illustrations below.



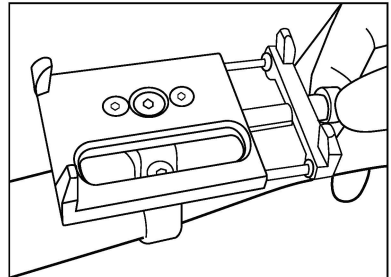
1. Bolt the phone mounting plate to the handlebar clamp.



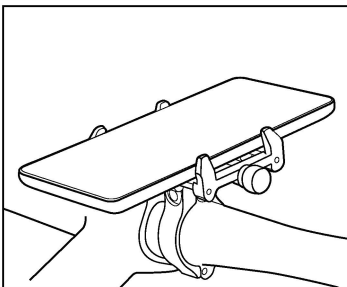
2. Pass the clamp around the handlebar. Use the plastic inserts if necessary.



3. Install the clamp bolt and loosely tighten. Adjust the bracket to the preferred viewing angle and tighten securely.



4. Affix the rubber pads to the holder claws and unscrew the sizing bolt.



5. Position your phone on the mounting plate and tighten the sizing bolt. Do not overtighten.

NOTE: Do not use your phone while riding. When using the phone mount, stop riding in a safe area and dismount from the bike before using the phone.